

DO NOT USE THIS TOOL ABOVE 3500 rpm




Designed in Australia

BLOWFLY SANDER®

PATENTS PENDING: US12/231,039 GB0817262.9

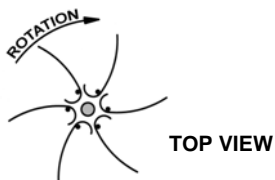

www.tandtdesign.com.au



Users of this tool do so at their own risk. The manufacturers and suppliers will not take responsibility for personal injury or property damage resulting from inappropriate use, or incorrect use of this tool. Tampering with this tool, or modifying this tool voids all claims on the supplier and manufacturer. **Use only light to medium pressure. This tool is not recommended for industrial use.**

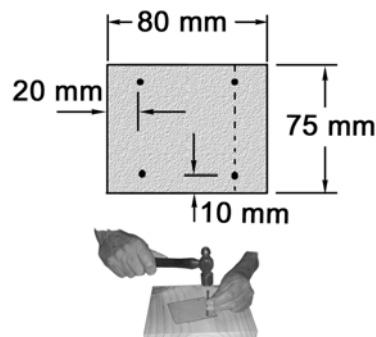
Loading the BLOWFLY SANDER® with abrasive sheets

1. Unhook the wires from the 'J' slots.
2. Fit each sheet onto a wire so that the abrasive surface is presented to the work (check tool rotation direction).
3. Hook each wire **securely** back into the 'J' slot.





Make your own sheets

Use only cloth backed abrasive for the replacement sheets. Cut the abrasives (from the back of the sheet) with a workshop knife and steel rule - cut halfway through then tear. Punching holes at both ends (see diagram) will allow you to fully utilize the abrasive surface. When one end is worn simply remove and reload at the opposite end.




Fingers: Tearing your abrasive sheets into fingers gives a softer sanding action that conforms to the shape of the job to get into those hard to reach places on complex shapes.



Scouring Pads

- Folded scouring pads fitted to your BLOWFLY SANDER, makes it a useful tool for polishing metals etc.

Cut the pads to size with a knife or scissors, fold in half and punch holes on the fold line. Cut fingers into the sheets for an even gentler polishing action.



You can use leather pads too, charged with polishing compound, for a superb finish on soft metals.

www.tandtdesign.com.au
- See other great innovative products -

Warranty

This product is covered by warranty providing the nature of the claim is the result of faulty workmanship. Misuse or abuse voids all warranty. Warranty claims must be reported to the Selling Agent from whom it was originally purchased. The warranty is valid for a period of ninety days starting from the purchase date. The warranty will be void if any unauthorised persons tamper with the product or parts.